

Inclined Net

Manufacturers Information | A-NAT-2277



Material Specifications

Post	Ironbark timber
Net	16mm Combination Ropel
Fixings and footings	Stainless Steel

Equipment Specifications

Free Height of Fall	1150mm
Fall Zone Size	5000mm x 5000mm
Highest Point	Post: 1150mm

Other Required Information

Spare Parts	Available to order
Largest Part	Posts
Heaviest Part	41kg+ Two Person Lift

Standards

AS 4685 2021 Series

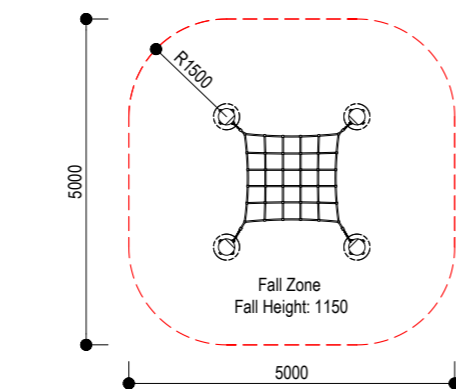
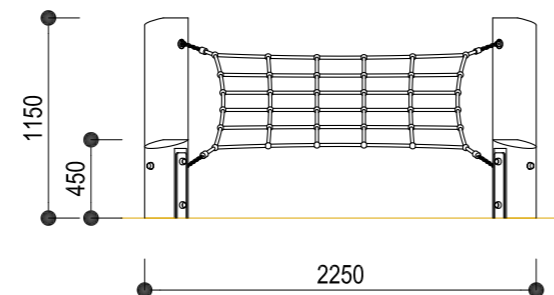
Applications

Age Group	3 years +
Supervision Level	Young children should be supervised and inappropriate activities discouraged
Playspaces	Public parks, schools, early childhood centres commercial play areas
Environment	Shade preferred for user comfort and protection.
Vandalism Resistance	Low susceptibility

Please note

Our Natura Play Elements ranges are made as original pieces, not mass-produced. The character of each piece will be affected by the individual timber available at the time of production. The above image should be used as a guide only. Whilst care is taken to select the best materials, timber is a natural material that is expected to seasonally expand and contract over time and when subjected to temperature extremes. We use Ironbark and Cypress timber in our designs, Cypress timber in particular is prone to fine checking and knots are very common. Accordingly, timbers supplied may have checks and knots that are not structurally compromising.

Product Dimensions



Inclined Net

Manufacturers Information | A-NAT-2277

Installation

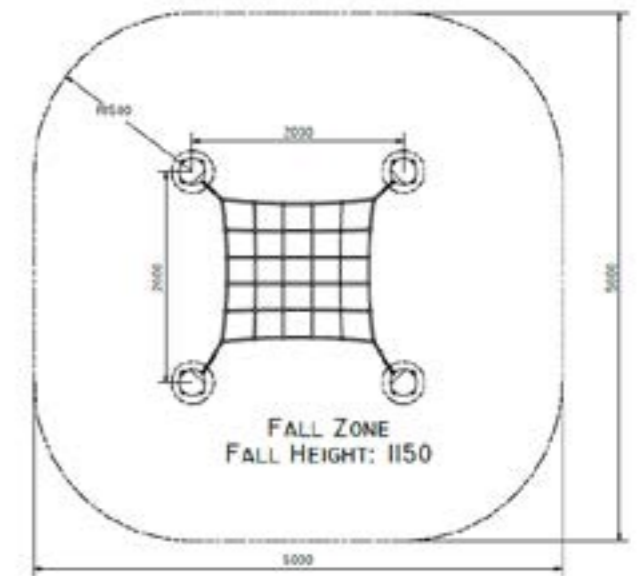
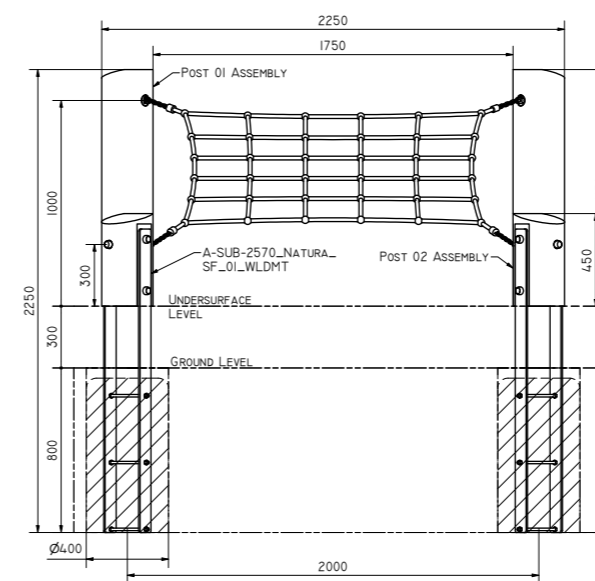
Footing quantities and depths

From ground level

Item	Qty	Hole Diameter	Hole Depth
SF Inclined Net 2x2	4	400mm	800mm

Note:

This product is designed for 300mm soft fall. Check the proposed on site softfall depth. If it is not 300mm please adjust depths of post holes accordingly to achieve correct overall subsurface depth. This will maintain correct height of equipment above undersurface level.



Inspection Notes

All inspections and maintenance to be carried out by competent people with the appropriate knowledge, experience and authority.

Inspection Frequencies

These are a guide only - local risk factors such as heavy usage, nearness to coast, and vandalism patterns need to be taken into account.

Routine Visual Inspection - Daily

Check for breakages, loose fittings and debris. Where safety issues are identified, quarantine until repaired.

Operational Inspection - Quarterly

RVI plus:-
Check for wear in moving parts e.g. bearings, chains and links.
Check security of fixings.

Comprehensive Inspection - Annually

OI plus :-
Check for structural rigidity and degradation e.g. corrosion, decay etc.
Where possible, remove undersurfacing to examine condition of supports and footings.

Maintenance - Annual

Regular inspection for signs of insect or fungal attack and, where evident, cleaning and treating as appropriate.

Apply 2 coats of water-based decking oil every 6 months

Cracks will open and close with the weather, particularly dry heat or prolonged wet. Where significant (i.e. >5mm) they can usually be caulked with an exterior grade silicon (available in colours to suit). Where splinters form, they can be removed and sanded smooth before re-coating.

In areas of high exposure to sun, wind and rain more frequent treatments may be necessary.

Note: Ensure all replacement parts conform with manufacturers original specifications

Note: In heavy use environment, more frequent inspection regime recommended

Note: Quarantine equipment during installation, inspection & maintenance